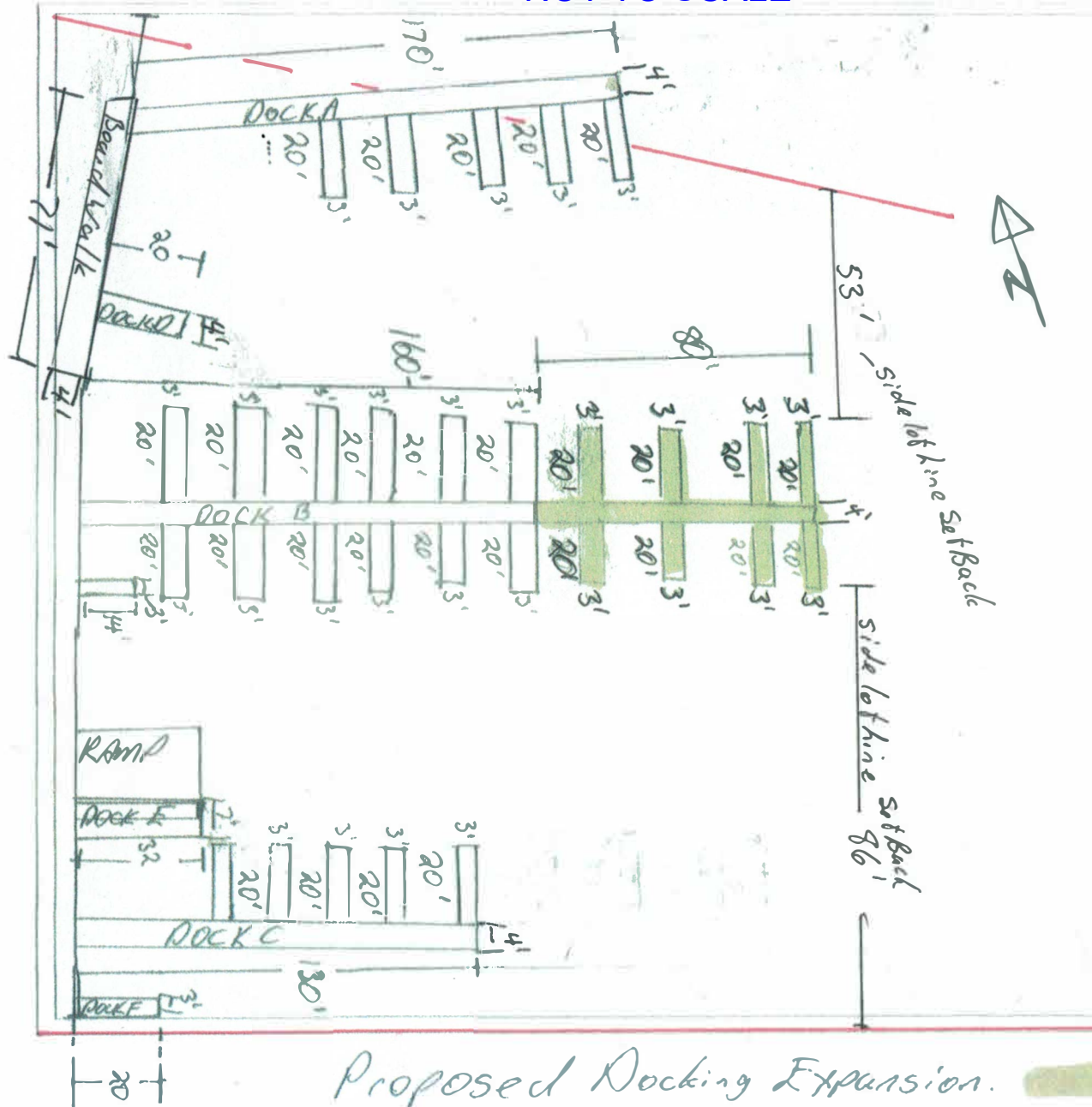



NOT TO SCALE



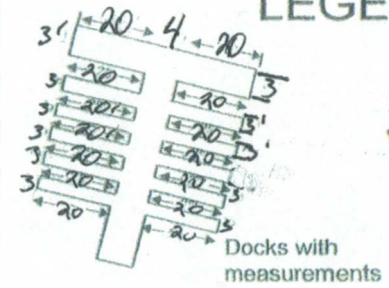
 - Green Space -

NOT TO SCALE



Existing Docking - 

LEGEND



Boat house
(Indicate the
length in feet
of all docks
within the
boat house)

side loft line projection



Filled Land

Launching ramps



North
arrow

NOTE: All distances and measurement are in feet. All areas are in acres.

The sketch must show all measurements, distances, mooring capacity in feet and lengths of all docks and any other improvements.

Total Approximate Linear feet of docks: 1546

Total Approximate Area of filled lands: 

Total Area of dimensions of other improvements

Document Number:

Crown Lease ☒

Licence of Occupation

Land Use Permit

Name on Title document:

Name of this document: Skeleton Luke Macison

Signature: [Signature]

Date: Oct 2/2021